



ANALYSIS OF DRUG TRENDS IN GRENADA

A Review of
Grenada Drug Epidemiology Network
(GRENDEN)
Statistical Reports of Indicators 2011-2013

DECEMBER 1, 2014
Alisha Francis BSc., MPH (cand.)
DRUG CONTROL SECRETARIAT

Ministry of Education and Human Resource Development, Botanical Gardens, St. George's

Table of Contents

| | |
|---|----|
| Executive Summary | 2 |
| Introduction | 2 |
| Indicators | 2 |
| Indicator 1: Admissions | 3 |
| Rathdune Psychiatric Unit..... | 3 |
| Carlton House | 7 |
| General Hospital..... | 10 |
| Indicator 2: Mortality; Epidemiology Unit | 13 |
| Indicator 3: Scope of the Mechanisms for the Control of the diversion of pharmaceutical products and controlled substance; Pharmacy Unit | 14 |
| Indicator 4: Seizures; Customs and Excise Department | 14 |
| Indicator 5: Seizures, Arrests, Court Cases, Convictions; Criminal Records Office | 15 |
| Indicator 6: Criminal Deportees; Criminal Investigation Department | 20 |
| Indicator 7: Financial Crimes; Financial Intelligence Unit | 22 |
| Indicator 8: Firearms, Ammunition, Explosives, Other Related Materials; Royal Grenada Police Force | 24 |
| Indicator 9: Incarceration; Prisons | 25 |
| Indicator 10: Tests for the Presence of Drugs; Produce Chemist Laboratory | 27 |
| Other Data Sources | 28 |
| Drug Squad; Royal Grenada Police Force..... | 28 |
| Interview with Head of Drug Squad..... | 29 |
| Recommendations | 31 |
| Appendix A: Drug related legislations enacted 2013-2018 | 32 |
| Appendix B: Grenada National Anti-Drug Strategy | 33 |

Executive Summary

This document presents an analysis of Grenada Drug Epidemiology Network (GRENDEN) statistical reports of indicators for the period 2011-2013. Methods of analysis included identification of trends between indicators 1-10 for the specified period. The trends identified were presented using descriptive statistics. Key findings were also highlighted for the period under study. Results from the analysis showed that the Rathdune Psychiatric Unit had the highest number of admissions for drug related problems specifically the use of polydrugs (without crack or cocaine). Additionally, possession of marijuana was the main drug related offence committed by persons arrested and charged during the period 2011-2013. Therefore interventions to reduce the overall use of drugs is essential to reduce drug related admissions, arrests and other crimes.

Introduction

The Grenada Drug Epidemiology Network (GRENDEN) is the mechanism through which Grenada collects, analyzes, and disseminates information on drugs, and related information, for the purpose of monitoring trends, developing policy, and implementing appropriate programs and responses. The GRENDEN statistical reports focus on four categories; Drug Consumption, Drug Production, Consequences of Drugs and Results of Policy and/or Program Responses.

Indicators

The following are the ten (10) indicators which make up the GRENDEN Questionnaire of Indicators.

- 1A. Admissions; Rathdune Psychiatric Unit
- 1B. Admissions; Carlton House
- 1C. Admissions; General Hospital
2. Mortality; Epidemiology Unit
3. Scope Of The Mechanisms For The Control Of The Diversion Of Pharmaceutical Products And Controlled Substances; Pharmacy Unit
4. Seizures; Customs and Excise Department
5. Seizures, Arrests, Court Cases, Convictions; Criminal Records Office
6. Criminal Deportees; Criminal Investigation Department
7. Financial Crimes; Financial Intelligence Unit
8. Firearms, Ammunition, Explosives, Other Related Materials; Royal Grenada Police Force
9. Incarceration; Prisons
10. Tests For The Presence of Drugs; Produce Chemist Laboratory

INDICATOR 1A: Admissions; Rathdune Psychiatric Unit (RPU)

Rathdune Psychiatric Unit was established at the General Hospital in 1986, for patients with psychiatric disorders including acute drug-use problems. It is a twenty (20) bed facility which provides short-term stay for patients. It also serves as a detoxification unit. The Unit is currently housed at the Mt. Gay Psychiatric Hospital.

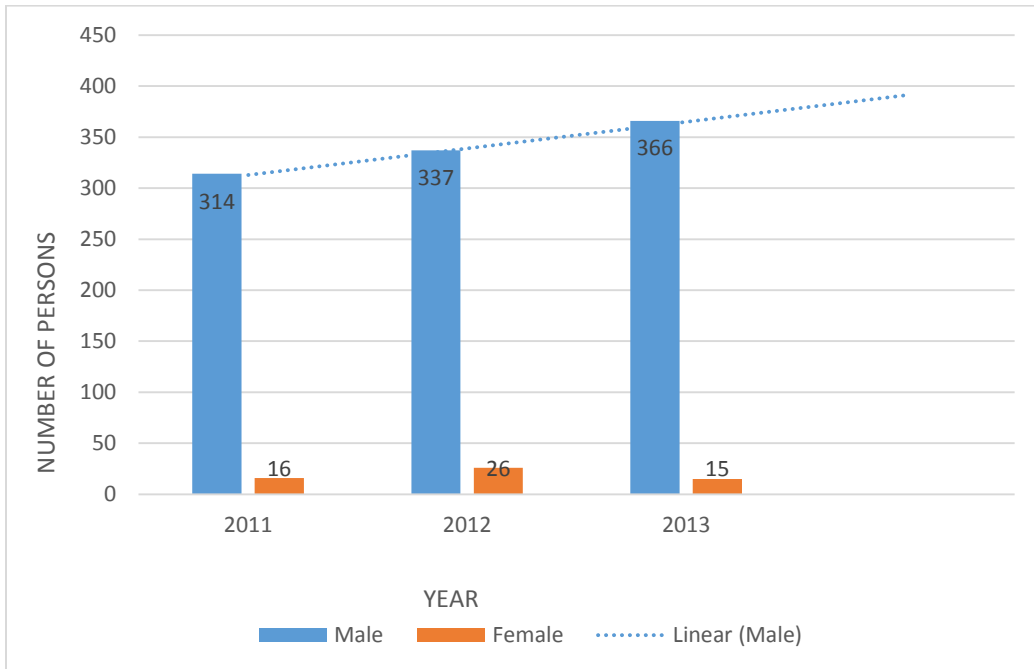
Table 1a: Number of Patients Admitted to Rathdune Psychiatric Unit for Drug-Related Problems by Age Group and Gender; 2011-2013

| Age Group | 2011 | | | 2012 | | | 2013 | | |
|--------------|------------|-----------|------------|------------|-----------|------------|------------|-----------|------------|
| | Male | Female | Total | Male | Female | Total | Male | Female | Total |
| <15 | 0 | 0 | 0 | 0 | 0 | 0 | 0 | 0 | 0 |
| 15-19 | 8 | 0 | 8 | 5 | 0 | 5 | 3 | 0 | 3 |
| 20-24 | 21 | 1 | 22 | 39 | 3 | 42 | 56 | 2 | 58 |
| 25-29 | 45 | 1 | 46 | 50 | 1 | 51 | 54 | 2 | 56 |
| 30-34 | 49 | 1 | 50 | 47 | 5 | 52 | 46 | 2 | 48 |
| 35-39 | 29 | 3 | 32 | 33 | 3 | 36 | 25 | 3 | 28 |
| 40 and above | 162 | 10 | 172 | 163 | 14 | 177 | 182 | 6 | 188 |
| Total | 314 | 16 | 330 | 337 | 26 | 363 | 366 | 15 | 381 |

Key Findings:

- Increase in the number of patients within the age groups; **20-24, 25-29 and 40 and above** admitted from 2011-2013.
 - 20-24: 164 % increase
 - 25-29: 22% increase
 - 40 and above: 9% increase
- Decrease in the number of patients within the age groups; **15-19, 30-34 and 35-39** admitted from 2011-2013.
 - 15-19: 63% decrease
 - 30-34: 4% decrease
 - 35-39: 13% decrease

Figure 1a: Number of Persons Admitted to Rathdune Psychiatric Unit for Drug-Related Problems by Gender; 2011-2013



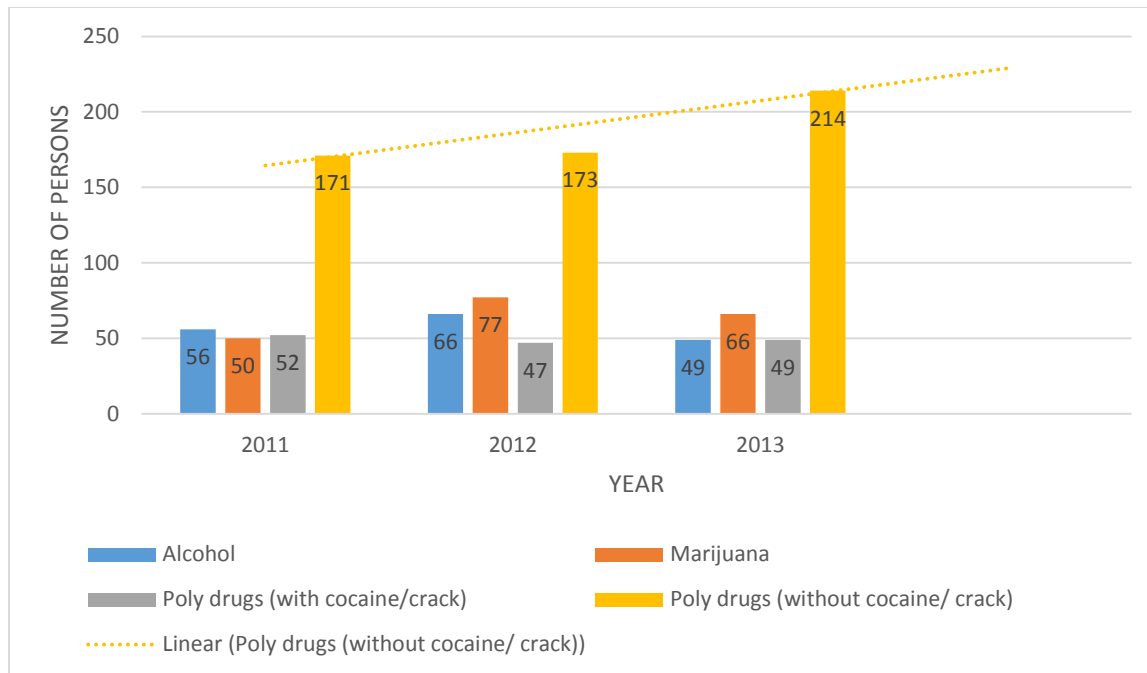
Key Findings

- Fifteen percent (15 %) increase in total number of patients admitted to Rathdune Psychiatric Unit from 2011-2013.
- Sixteen percent (16%) increase in number of male patients admitted to Rathdune Psychiatric Unit from 2011-2013.
- Sixty-three percent (63 %) increase in number of female patients admitted to Rathdune Psychiatric Unit from 2011-2012
- Forty-two percent (42%) decrease in number of female patients admitted to Rathdune Psychiatric Unit from 2012-2013

Table 1b. Number of Patients Admitted to Rathdune Psychiatric Unit for Drug-Related Problems by Types of Drugs, Gender and Age Range; 2011-2013

| Drug | 2011 | | | 2012 | | | 2013 | | |
|------------------------------------|------------------------------|-------------------|------------|-------------------|-------------------|------------|-------------------|-------------------|------------|
| | Males/Age range ¹ | Females/Age range | Total | Males/Age range | Females/Age range | Total | Males/Age range | Females/Age range | Total |
| Alcohol | 49 (25-66) | 7 (35-74) | 56 | 58 (20-68) | 8 (30-64) | 66 | 43 (20-72) | 6 (22-59) | 49 |
| Tobacco | | | | | | | | | |
| Marijuana | 50 (16-46) | 0 | 50 | 74 (19-52) | 3 (43-49) | 77 | 64 (18-60) | 2 (27) | 66 |
| Cocaine | 1 (16) | 0 | 1 | | | | 3 (26-34) | 0 | 3 |
| Poly drugs (With cocaine/crack) | 50 (28-58) | 2 (25-56) | 52 | 44 (16-59) | 3 (20-26) | 47 | 47 (29-57) | 2 (21-57) | 49 |
| Poly drugs (without cocaine/crack) | 164 (15-60) | 7 (24-52) | 171 | 161 (17-66) | 12 (24-53) | 173 | 209 (20-65) | 5 (-) | 214 |
| Total | 314 (16-66) | 16(24-74) | 330 | 337(16-68) | 26 (20-64) | 363 | 366(18-72) | 15(21-59) | 381 |

Figure 1b: Top Four Drugs Consumed by Patients Admitted to the Rathdune Psychiatric Unit; 2011-2013

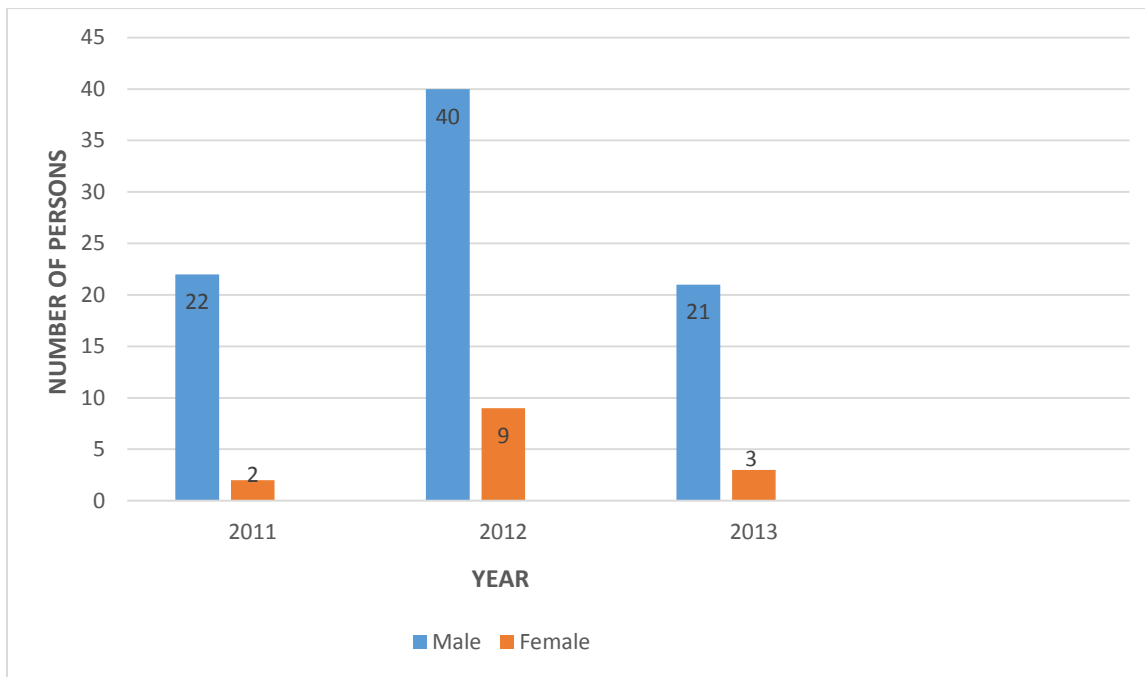


Key Findings:

¹ Age range refers to age of patients from youngest to oldest by years

- Alcohol, Marijuana, Poly drugs (with cocaine or crack) and poly drugs (without cocaine or crack) are the top four drugs consumed by patients admitted to the Rathdune Psychiatric Unit.
- The youngest patients admitted to the Rathdune Psychiatric Unit were 15 and 16 years for the consumption of Marijuana, Cocaine and Poly Drugs (without cocaine/crack) in 2011.
- Twenty five percent (25 %) increase in admitted patients who consumed poly drugs (without cocaine/crack) from 2011 to 2013.

Figure 1c: New Admissions to the Rathdune Psychiatric Unit for Drug-Related Problems by Gender; 2011-2013



Key Findings

- 2012 had the highest number of new admissions with a total of 49 patients; 40 males and 9 females.
- During the period 2011-2013, the age group with the highest number of new admissions was 40 and over.
- In 2012, the 20-24 age group also had a high number of new admissions with a total of 15 patients.
- During the period 2011-2013, Alcohol and Marijuana were the top two drugs consumed by new patients admitted to the Rathdune Psychiatric Unit.

INDICATOR 1B:

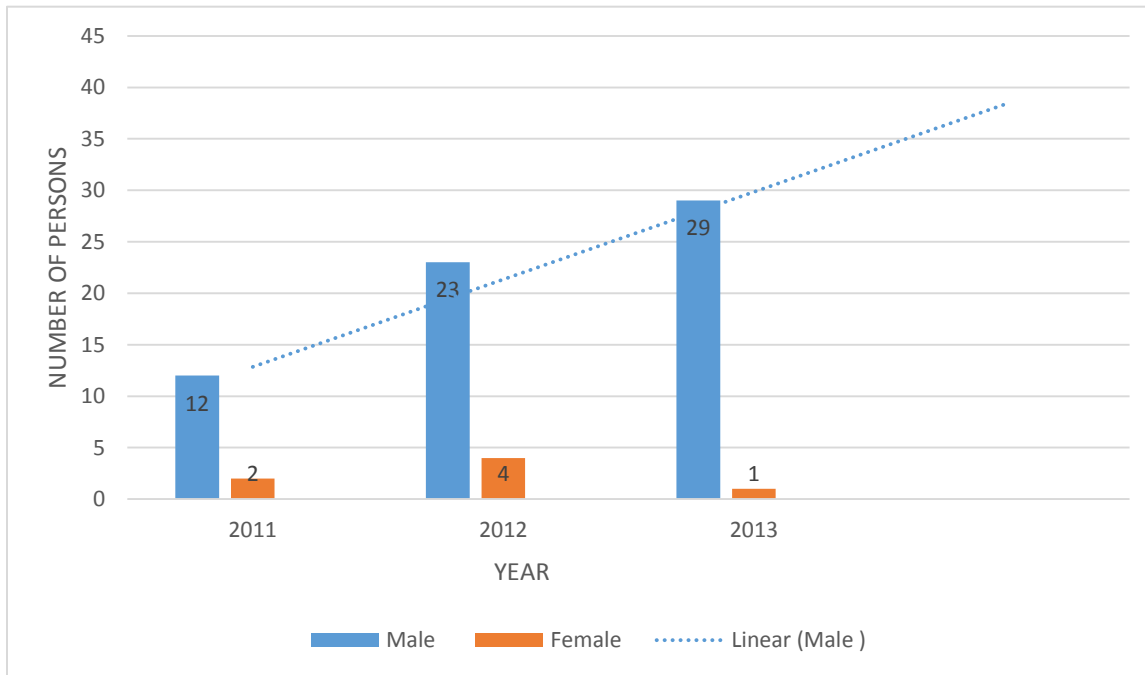
Admissions; Carlton House

In January 1985, Carlton House was established with the aim of providing treatment to both males and females for alcoholism and related problems. This decision was fuelled by the destruction of the Richmond Hill Mental Hospital in October 1983, resulting in limited capacity for in-house patients. A reassessment of patient intake at the institution was conducted by the late Dr. Michael Beaubrun, Psychiatrist and Professor of Psychiatry at the University of the West Indies. One of the findings of the reassessment was the large number of patients with alcohol-related problems. Therefore, Professor Beaubrun recommended the establishment of a facility for the treatment of alcohol addiction; which was accepted by the Government of Grenada. At the time of commissioning, Carlton House was designed to accommodate sixteen (16) patients, including four (4) females. On 7 September 2004, Carlton House was severely destroyed by Hurricane Ivan. The remaining structure was then completely destroyed by fire on 24 February 2006. Services were resumed on 4 February 2008, in Belmont St. George's. Presently, Carlton House provides limited out-patient services for approximately five hours per day at Mt. Gay, St. George's.

Table 2a. Number of Patients Admitted to Carlton House for Drug-Related Problems by Age Group and Gender; 2011-2013

| Age Group | 2011 | | | 2012 | | | 2013 | | |
|--------------|-----------|----------|-----------|-----------|----------|-----------|-----------|----------|-----------|
| | Male | Female | Total | Male | Female | Total | Male | Female | Total |
| <15 | 0 | 0 | 0 | 0 | 0 | 0 | 0 | 0 | 0 |
| 15-19 | 1 | 0 | 1 | 3 | 0 | 3 | 2 | 0 | 2 |
| 20-24 | 1 | 0 | 1 | 3 | 0 | 3 | 8 | 0 | 8 |
| 25-29 | 0 | 1 | 1 | 8 | 2 | 10 | 5 | 1 | 6 |
| 30-34 | 1 | 0 | 1 | 2 | 0 | 2 | 1 | 0 | 1 |
| 35-39 | 0 | 0 | 0 | 2 | 0 | 2 | 2 | 0 | 2 |
| 40 and above | 9 | 1 | 10 | 5 | 2 | 7 | 11 | 0 | 11 |
| Total | 12 | 2 | 14 | 23 | 4 | 27 | 29 | 1 | 30 |

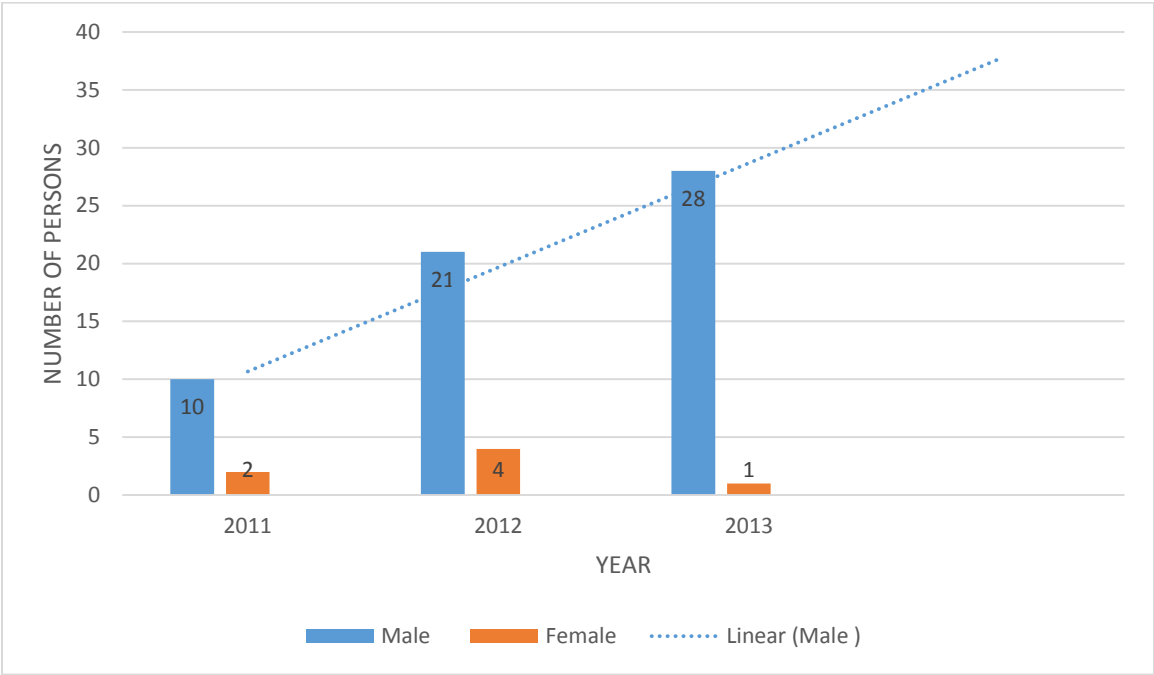
Figure 2a: Number of Patients Admitted to Carlton House for Drug-Related Problems by Gender; 2011-2013



Key Findings:

- One hundred and fourteen percent (114%) increase in the number of patients admitted to the Carlton House from 2011 to 2013.
- One hundred and forty two percent (142%) increase in the number of male patients admitted to the Carlton House from 2011 to 2013.
- In 2011 and 2013, the highest number of patients admitted were in the age group 40 and above.
- In 2012, the highest number of patients admitted were in the age group 25-29.
- In 2011, Alcohol was the primary drug consumed by most patients who were admitted to the Carlton House with a total of 8 out of 14 admissions.
- In 2012 and 2013, Alcohol and Marijuana were the top two drugs consumed by most patients who were admitted to the Carlton House.

Figure 2b: Number of New Admissions to Carlton House for Drug Related Problems by Gender; 2011-2013



Key Findings:

- One hundred and forty two percent (142%) increase in the number of new admissions to the Carlton House between 2011-2013
- One hundred and eighty percent (180%) increase in the number of male new admissions to the Carlton House between 2011-2013
- In 2011 and 2013, the age group with the highest new admissions was 40 and over.
- In 2012, the age group with the highest new admissions was 25-29.

INDICATOR 1C:

Admissions; General Hospital

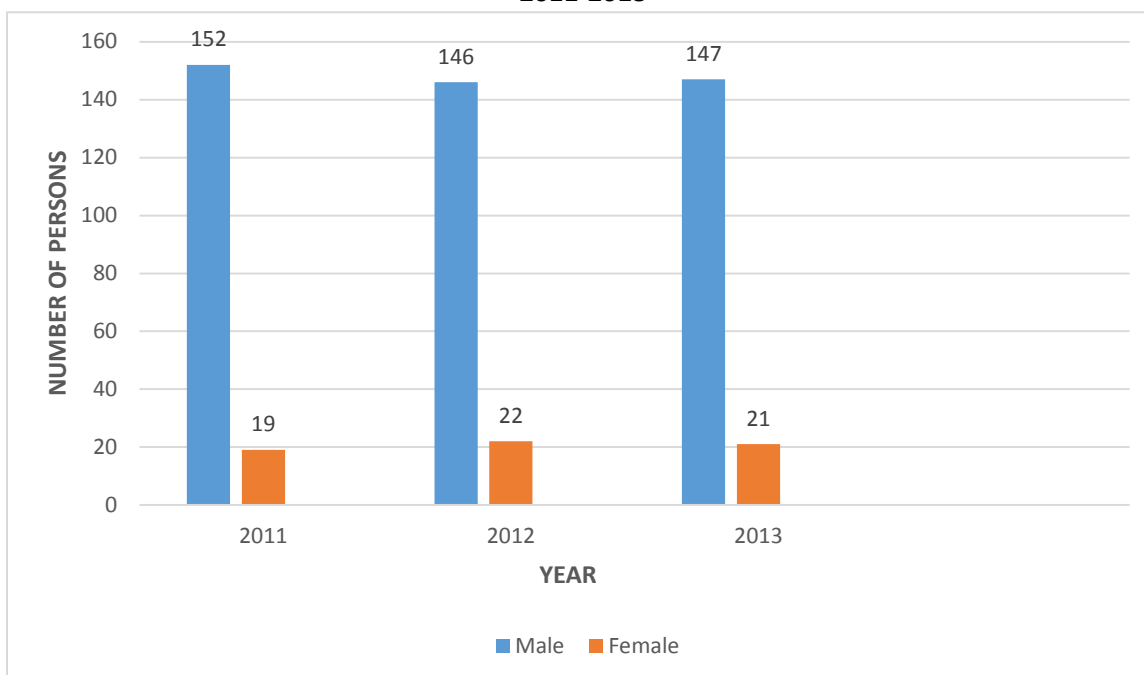
The General Hospital in St. George's was initially built by the British and was used as a Military Hospital in the 1880's. It is the headquarters overseeing the operations of Princess Alice Hospital in St. Andrew's and Princess Royal Hospital in Carriacou as well as the Mt. Gay Psychiatric Hospital and Richmond Home. The General Hospital has a total of one hundred and ninety-eight (198) beds and offers a wide variety of in-patient and out-patient medical services.

Table 3a. Number of Patients Admitted to the General Hospital for Drug-Related Problems by Age

| Age Group | 2011 | | | 2012 | | | 2013 | | |
|--------------|------------|-----------|------------|------------|-----------|------------|------------|-----------|------------|
| | Male | Female | Total | Male | Female | Total | Male | Female | Total |
| <15 | 1 | 0 | 1 | 2 | 1 | 3 | 0 | 0 | 0 |
| 15-19 | 4 | 1 | 5 | 4 | 1 | 5 | 3 | 0 | 3 |
| 20-24 | 10 | 2 | 12 | 4 | 1 | 5 | 9 | 1 | 10 |
| 25-29 | 4 | 2 | 6 | 13 | 0 | 13 | 9 | 1 | 10 |
| 30-34 | 7 | 1 | 8 | 4 | 1 | 5 | 10 | 1 | 11 |
| 35-39 | 7 | 0 | 7 | 16 | 0 | 16 | 9 | 3 | 12 |
| 40 and above | 119 | 13 | 132 | 103 | 18 | 121 | 107 | 15 | 122 |
| Total | 152 | 19 | 171 | 146 | 22 | 168 | 147 | 21 | 168 |

Group and Gender; 2011-2013

Figure 3a. Number of Persons Admitted to the General Hospital for Drug-Related Problems by Gender; 2011-2013



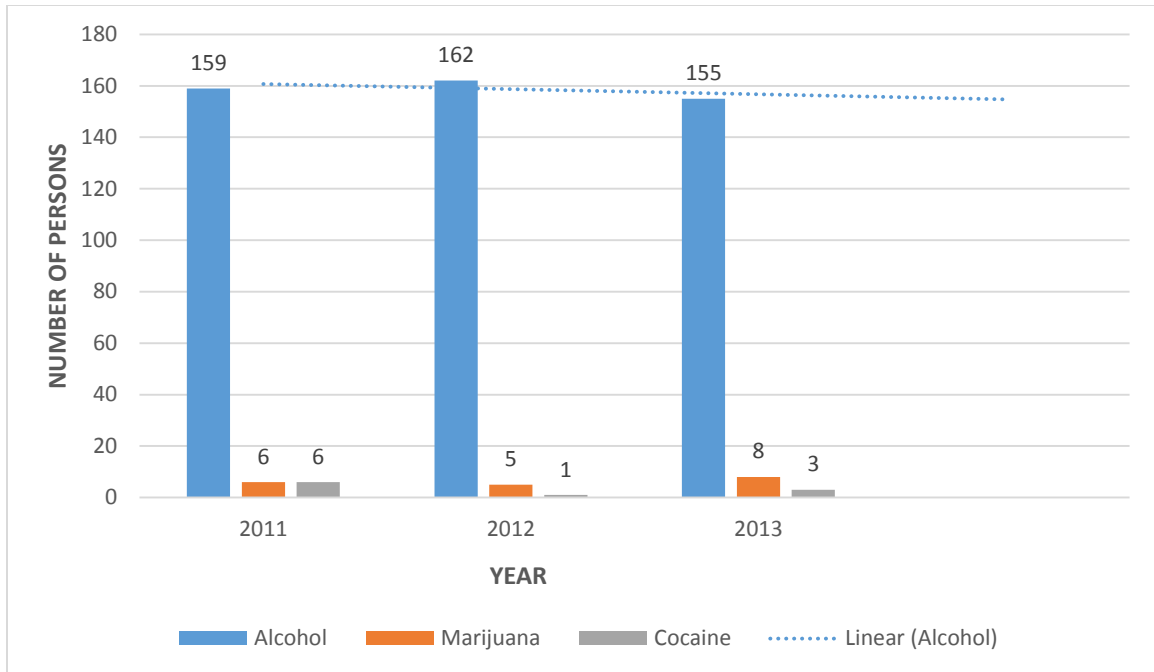
Key Findings:

- During the period 2011-2013, there was no significant change in the number of patients admitted to the General Hospital for drug related problems.
- In 2011-2013, approximately over 70% of the admissions were within the age group 40 and over.

Table 3b. Number of Patients Admitted to General Hospital for Drug- Related Problems by Types of Drugs, Age Range and Gender; 2011-2013

| Drug | 2011 | | | 2012 | | | 2013 | | |
|--------------|-------------------|--------------------|------------|-------------------|--------------------|------------|-------------------|--------------------|------------|
| | Males/Age range | Females/ Age range | Total | Males/Age range | Females/ Age range | Total | Males/Age range | Females/ Age range | Total |
| Alcohol | 142 (13-78) | 17 (15-66) | 159 | 141 (12-85) | 21(32-74) | 162 | 136(16-82) | 19(29-71) | 155 |
| Marijuana | 5(18-50) | 1(25) | 6 | 4(15-37) | 1(20) | 5 | 7(20-58) | 1(22) | 8 |
| Cocaine | 5(41-59) | 1(25) | 6 | 1 | | 1 | 4(42-55) | 1(54) | 5 |
| Total | 152(13-78) | 19(15-66) | 171 | 146(12-85) | 22(20-74) | 168 | 147(16-82) | 21(22-71) | 168 |

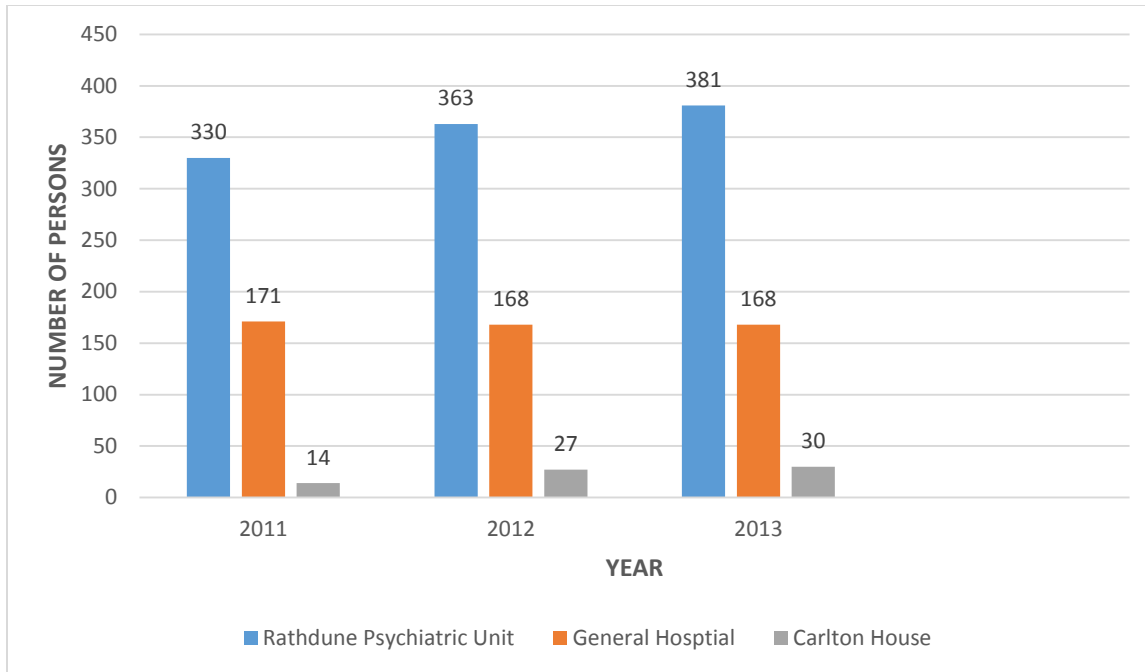
Figure 3b. Number of Patients Admitted to General Hospital for Drug-Related Problems by Types of Drugs; 2011-2013



Key Findings:

- Alcohol is the primary drug consumed by most patients admitted to the general hospital.
- The youngest patient admitted to the general hospital was twelve (12) years for the consumption of alcohol in 2012.
- The oldest patient admitted to the general hospital was eighty-five (85) years for the consumption of alcohol in 2012.
- Liver disease due to Alcohol use was the most common medical problem of patients who were admitted to the general hospital during the period 2011-2013.
- The highest number of patients admitted to the general hospital for liver disease related to alcohol use was reported in 2012.

Figure 4: Number of Patients Admitted to Rathdune Psychiatric Unit, Carlton House and General Hospital; 2011-2013



Rathdune Psychiatric Unit had the highest number of drug related admissions for the period 2011-2013.

INDICATOR 2: Mortality; Epidemiology Unit

- There was no data on drug related (cocaine and marijuana) mortality for the period 2011-2013.

- **Alcohol Related Mortality; 2011-2013**

- There were no deaths from Alcohol Cirrhosis of the Liver² during the period under study.
- There was one death from Alcohol Liver Disease in 2011; however, there were no deaths from Alcohol Liver Disease ³during the period 2012-2013.

INDICATOR 3:

Scope of the Mechanisms for the Control of the Diversion of Pharmaceutical Products and Controlled Substances: Pharmacy Unit

The Pharmacy Unit of the Ministry of Health, in collaboration with the Pharmacy Council is responsible for pharmaceutical services and coordinating activities for the control of narcotics, psychotropic substances, and pharmaceutical products with psychoactive properties. These services are provided in the following programs: Administrative; Hospital Services; Community Services.

² As defined in the International Statistical Classification of Diseases and Health-Related Problems (ICD-10), K70.3

³ As defined in the International Statistical Classification of Diseases and Health-Related Problems (ICD-10), K70.9

Table 4: Number of Administrative and Regulatory Activities Imposed in Connection with Control of Pharmaceutical Products

| | | 2011 | 2012 | 2013 |
|---------------------------------|----------------------|------|------|------|
| Regulatory activities | Importers | 29 | 21 | 24 |
| | Manufacturers | 0 | 0 | 12 |
| | Distributors | 22 | 21 | 24 |
| | Other | 0 | 2 | 0 |
| Number of permits issued for: | Importation | 12 | 31 | 31 |
| | Other | 0 | 0 | 1 |
| Number of inspections conducted | Pharmacies | 34 | 37 | 16 |
| | Importers | 4 | 2 | 4 |
| | Manufacturers | 0 | 0 | 3 |
| | Distributors | 0 | 5 | 1 |

- There was a 158% increase in the number of permits issued for importation in 2012 and 2013.
- In 2013, there was approximately 53% decrease in the number of inspections conducted in pharmacies.
- The number of administrative sanctions for the period 2011-2013 were one (1), four (4) and three (3) respectively.
- There were no seizures or disposals involving pharmaceutical products for the period 2011-2012. However, in 2013 there was one (1) seizure of pharmaceutical products (Lorazepam-1,100 pills).

**INDICATOR 4:
Seizures; Customs and Excise Department**

- During the period 2011-2013, there were no seizures of drugs by the Customs and Excise Department

Arrest, Criminal Deportees, Firearms⁴

The earliest record of the existence of any police service in Grenada dates back to the year 1853, when Policing was a part-time occupation. The Magistrates of the major towns were given charge of the Police for that district. With the enactment of the Police Regulations Section 66, Chapter 244 of Volume IX of 1960 revised Laws of Grenada, the Officer appointed to the office of the Chief of Police was changed to “Commissioner of Police” and a new rank structure was created. The Drugs Squad and the Criminal

⁴ Indicators 5,6, and 8

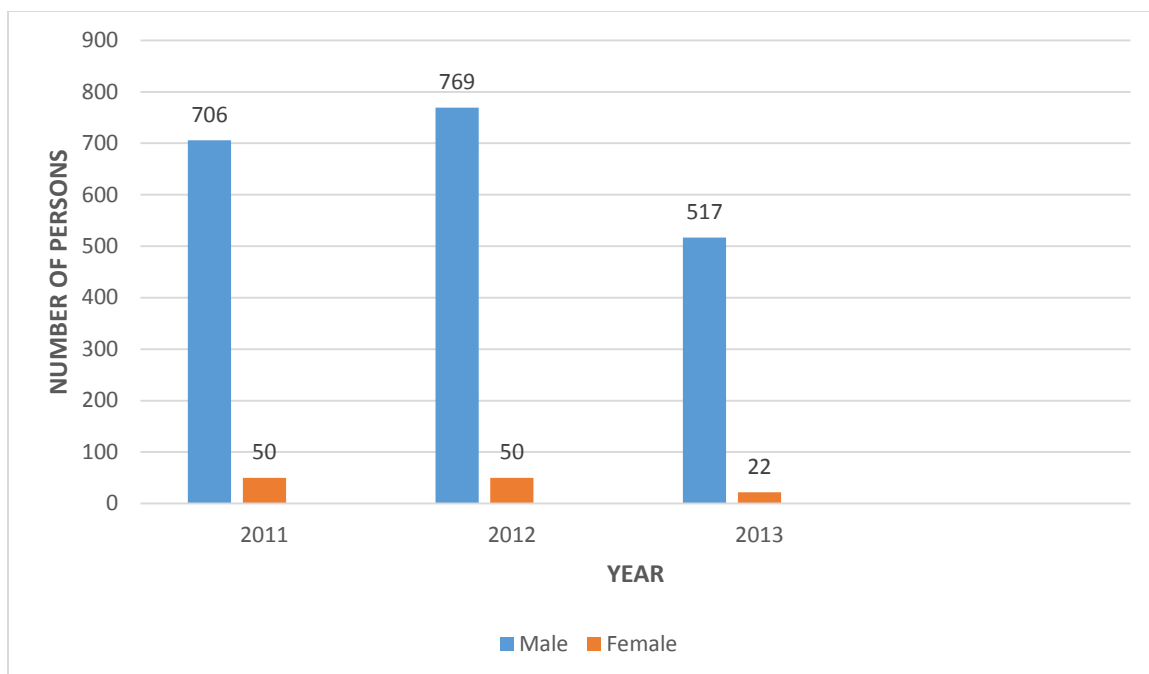
Records Office are responsible for various functions, including drug seizures and arrests, maintenance of records and statistics on drug-related matters.

INDICATOR 5: Seizures, Arrests, Court Cases, Convictions: Criminal Records Office

Table 5: Number of Persons Arrested and Charged for All Drug-Related Offences by Age Group and Gender; 2011-2013

| Age Group | 2011 | | | 2012 | | | 2013 | | |
|--------------|------------|-----------|------------|------------|-----------|------------|------------|-----------|------------|
| | Male | Female | Total | Male | Female | Total | Male | Female | Total |
| <15 | 0 | 0 | 0 | 2 | 1 | 3 | 1 | 0 | 1 |
| 15-19 | 58 | 1 | 59 | 66 | 4 | 70 | 34 | 1 | 35 |
| 20-24 | 178 | 9 | 187 | 167 | 7 | 174 | 89 | 7 | 96 |
| 25-29 | 163 | 15 | 178 | 162 | 19 | 181 | 123 | 4 | 127 |
| 30-34 | 79 | 13 | 92 | 107 | 15 | 122 | 96 | 2 | 98 |
| 35-39 | 63 | 0 | 63 | 80 | 1 | 81 | 51 | 1 | 52 |
| 40 and above | 165 | 12 | 177 | 181 | 2 | 183 | 112 | 6 | 118 |
| Unknown age | 0 | 0 | 0 | 4 | 1 | 5 | 11 | 1 | 12 |
| Total | 706 | 50 | 756 | 769 | 50 | 819 | 517 | 22 | 539 |

Figure 5: Number of Persons Arrested and Charged for All Drug-Related Offences by Gender; 2011-2013



Key Findings:

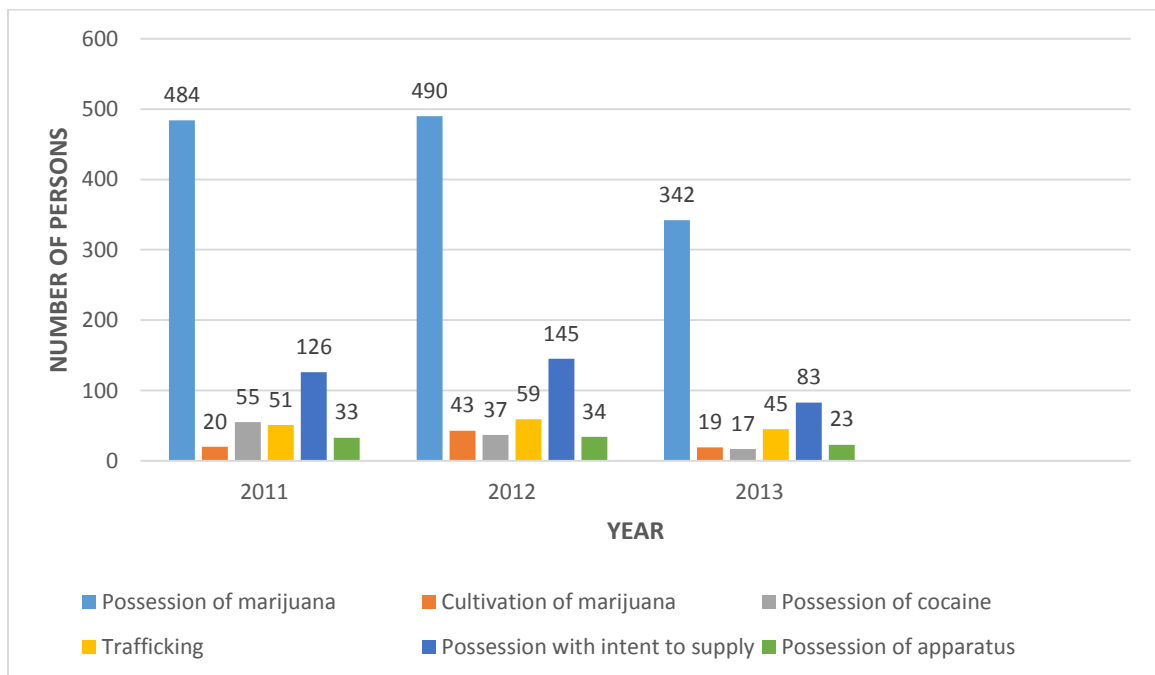
- Twenty nine percent (29 %) decrease in the number of persons arrested and charged for drug related offences from 2011-2013.
- Twenty seven percent (27 %) decrease in the number of males arrested and charged for drug related offences from 2011-2013.
- The majority of persons arrested and charged for drug related offences were within the age group **20-24, 25-29, 30-34** and **40 and above**.
- The majority of persons arrested and charged for drug related offences during 2011-2013 were Grenadians.

Table 6: Drug-Related Offences Committed by Persons Arrested and Charged by Gender; 2011-2013

| Drug | 2011 | | | 2012 | | | 2013 | | |
|------|-------|---------|-------|-------|---------|-------|-------|---------|-------|
| | Males | Females | Total | Males | Females | Total | Males | Females | Total |
| | | | | | | | | | |

| related offences | | | | | | | | | |
|----------------------------------|---|---|------------|-----|----|------------|-----|----|------------|
| Possession of marijuana | - | - | 484 | 465 | 25 | 490 | 327 | 15 | 342 |
| Cultivation of marijuana | - | - | 20 | 39 | 4 | 43 | 15 | 4 | 19 |
| Possession of cocaine | - | - | 55 | 34 | 3 | 37 | 16 | 1 | 17 |
| Trafficking | - | - | 51 | 54 | 5 | 59 | 44 | 1 | 45 |
| Possession with intent to supply | - | - | 126 | 132 | 13 | 145 | 81 | 2 | 83 |
| Possession of apparatus | - | - | 33 | 34 | 0 | 34 | 22 | 1 | 23 |

Figure 6: Drug-Related Offences Committed by Persons Arrested and Charged; 2011-2013



Key Findings:

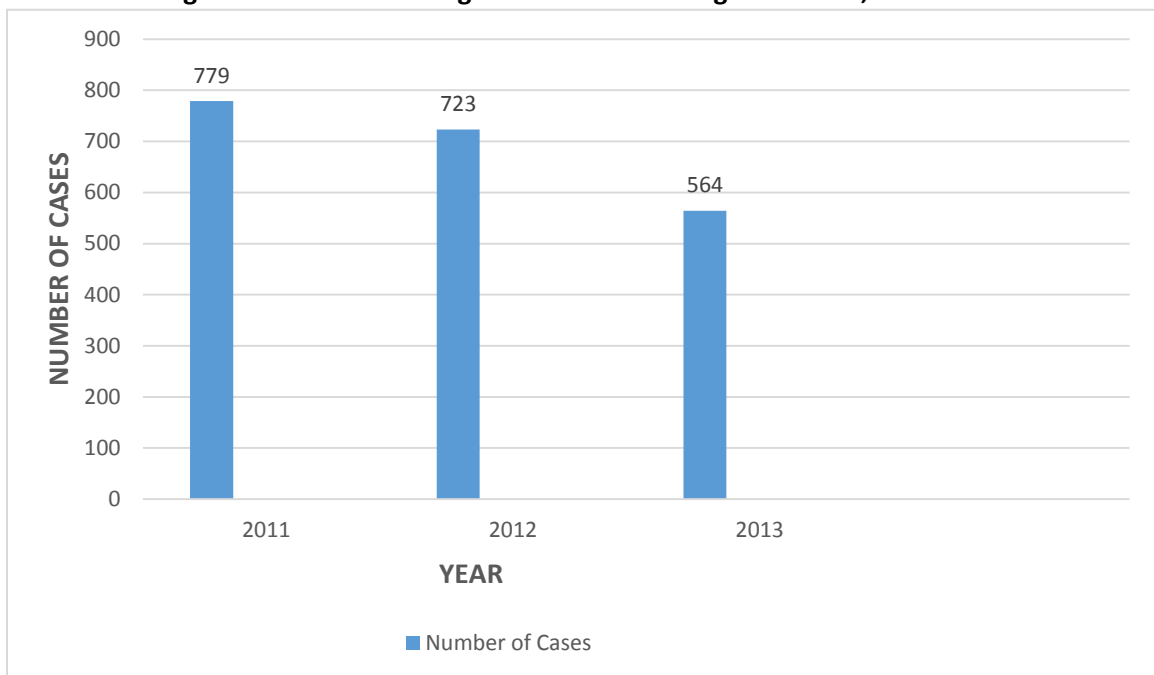
- During the period 2011-2013, the majority of persons were arrested for the possession of marijuana.

- During the period 2011-2013, the majority of persons under twenty years were arrested and charged for possession of marijuana.
- In 2011, one person was arrested and charged for possession of drugs within 100 yards of school.

Table 7: Top Six Drug-Related Offences Brought to Court by Number of Cases; 2011-2013

| | 2011 | 2012 | 2013 |
|----------------------------------|-----------------|-----------------|-----------------|
| Offence | Number of cases | Number of cases | Number of cases |
| Possession of marijuana | 478 | 408 | 333 |
| Cultivation of marijuana | 24 | 40 | 22 |
| Possession of cocaine | 45 | 37 | 21 |
| Possession with intent to supply | 150 | 136 | 106 |
| Trafficking a controlled drug | 39 | 55 | 47 |
| Possession of an apparatus | 37 | 36 | 25 |

Figure 7: Number of Drug-Related Cases Brought to Court; 2011-2013



Key Finding:

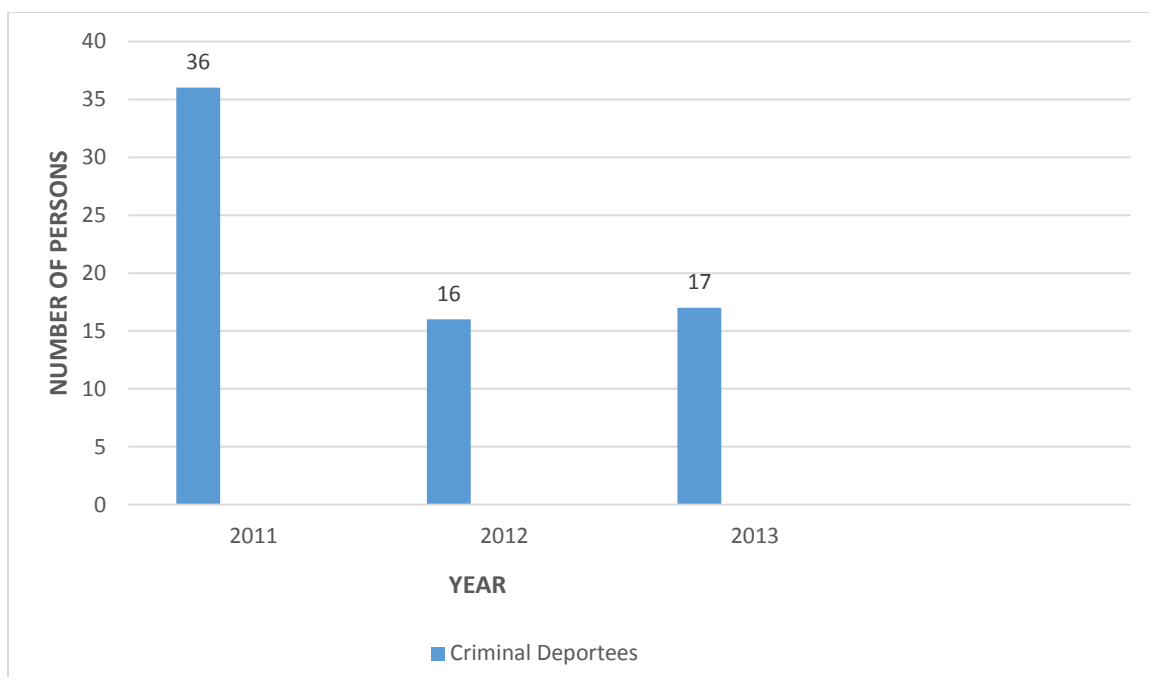
- During the period 2011-2013, the majority of drug cases brought to court were for the possession of marijuana and intent to supply.
- For drug related offences, one hundred and fifty one (151) persons were convicted in 2011, one hundred and thirty six (136) in 2012 and one hundred and thirty two (132) in 2013.
- Ninety-eight percent (98%) of the persons convicted were for the possession of marijuana and ninety-four percent (94%) of the persons convicted were males.
- During the period 2011-2013, the main drugs seized were Cocaine hydrochloride, Crack, Cannabis plants, Cannabis leaf/seeds and Cannabis cigarettes.
- During the period 2011-2013, there were no illicit drug laboratories for drugs of natural or synthetic origin dismantled.

**INDICATOR 6:
Criminal Deportees; Criminal Investigation Department (CID)**

Table 8: Number of Criminal Deportees by Age Group and Sex; 2011-2013

| Age Group | 2011 | | | 2012 | | | 2013 | | |
|--------------|-----------|----------|-----------|-----------|----------|-----------|-----------|----------|-----------|
| | Male | Female | Total | Male | Female | Total | Male | Female | Total |
| <15 | 0 | 0 | 0 | 0 | 0 | 0 | 0 | 0 | 0 |
| 15-19 | 0 | 0 | 0 | 0 | 0 | 0 | 0 | 0 | 0 |
| 20-24 | 6 | 1 | 7 | 4 | 0 | 4 | 0 | 0 | 0 |
| 25-29 | 12 | 0 | 12 | 2 | 0 | 2 | 3 | 0 | 3 |
| 30-34 | 3 | 0 | 3 | 4 | 0 | 4 | 2 | 0 | 2 |
| 35-39 | 6 | 0 | 6 | 3 | 0 | 3 | 4 | 0 | 4 |
| 40 and above | 8 | 0 | 8 | 3 | 0 | 3 | 8 | 0 | 8 |
| Total | 35 | 1 | 36 | 16 | 0 | 16 | 17 | 0 | 17 |

Figure 8: Number of Criminal Deportees; 2011-2013



Key Findings:

- Fifty-three percent (53%) decrease in the number of deportees from 2011-2013.
- The majority of deportees were males.
- In 2011, the highest number of deportees (12) were within the age group 25-29.
- In 2011, sixty-seven percent (67%) of the criminals were deported from the United States of America.
- The main offences committed by criminal deportees were drugs related offences.

INDICATOR 7: Financial Crimes (FIU): Financial Intelligence Unit

The Financial Intelligence Unit Act No. 1 of 2003 established Grenada's Financial Intelligence Unit (FIU). The FIU functions under the authority of the Royal Grenada Police Force and the Ministry of National Security. The FIU is a member of the Egmont Group, and has access to the

Group's secure network. Its responsibilities include: conduct investigations relating to financial crimes pursuant to the provisions of the Proceeds of Crime Act, the Terrorism Act or any other related enactment.

Table 9: Cases Related to Money Laundering; 2011-2013

| Action | 2011 | | 2012 | | 2013 | |
|---|----------------------------|-----------------------------|----------------------------|-----------------------------|----------------------------|-----------------------------|
| | Number of persons arrested | Number of persons convicted | Number of persons arrested | Number of persons convicted | Number of persons arrested | Number of persons convicted |
| Investigations undertaken based on reports of suspicious transactions | 0 | 0 | 5 | 1 | 2 | 2 |
| Other investigations of cases relating to money laundering | 1 | 0 | 2 | 2 | 1 | 0 |
| Total | 1 | 0 | 7 | 3 | 3 | 2 |

Key Findings:

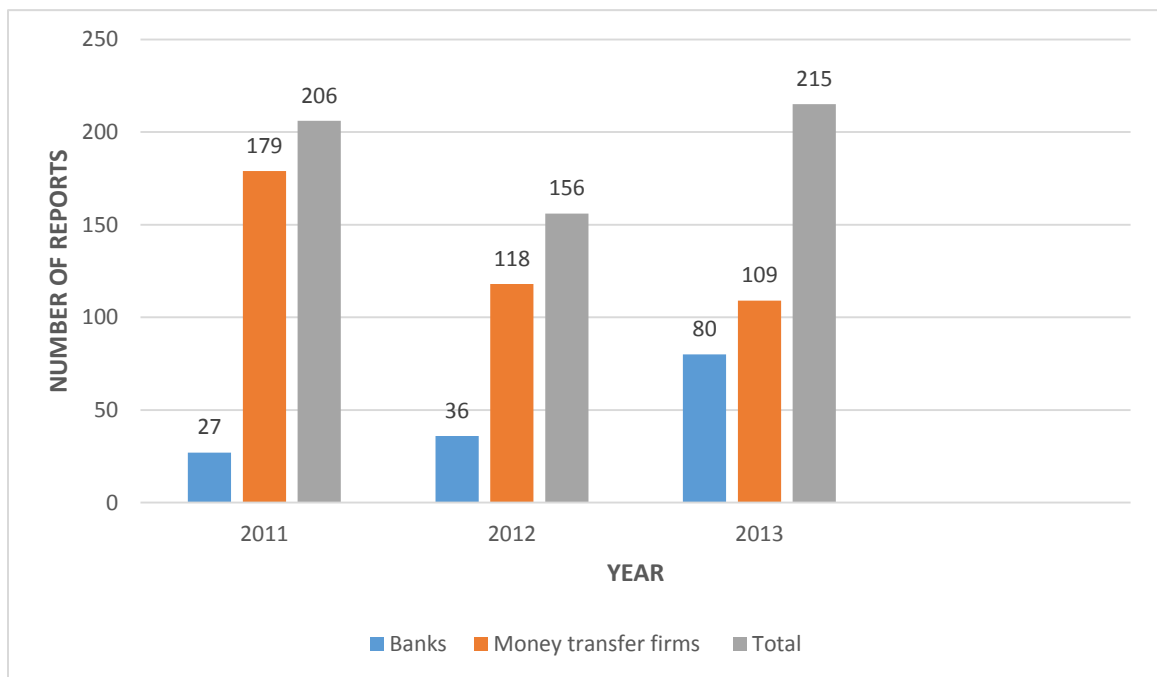
- During the period under study, the highest number of cases related to money laundering was recorded in 2011 with a total of seven (7) persons being arrested.

Table 10: Scope of Regulations on Prevention of Money Laundering and Number of Reports of Suspicious Transactions; 2011-2013

| Type of entity | 2011 | 2012 | 2013 |
|----------------|----------------------|----------------------|----------------------|
| | Number of reports of | Number of reports of | Number of reports of |
| | | | |

| | suspicious transactions (R.S.T) to the FIU | suspicious transactions (R.S.T) to the FIU | suspicious transactions (R.S.T) to the FIU |
|-----------------------------|--|--|--|
| Banks | 27 | 36 | 80 |
| Money transfer firms | 179 | 118 | 109 |

Figure 10: Scope of Regulations on Prevention of Money Laundering and Number of Reports of Suspicious Transactions; 2011-2013



Key Findings:

- During the period 2011-2013, the majority of reports of suspicious transactions were from money-transfer firms: eighty-seven percent (87%), seventy-six percent (76%), and fifty-one percent (51%) respectively.

**INDICATOR 8:
Firearms, Ammunition, Explosives, Other Related Materials; Royal Grenada Police Force**

Table 11: Number Of Persons Formally Charged with Illicit Possession and Trafficking of Firearms, Ammunition, Explosives and Other Related Materials (Not related to Narcotrafficking)

| | 2011 | 2012 | 2013 |
|---|----------------------------------|----------------------------------|----------------------------------|
| Offence | Number of persons charged | Number of persons charged | Number of persons charged |
| Illicit possession of firearms | 12 | 5 | 2 |
| Illicit possession of ammunition | 6 | 2 | 1 |

- Quantity of Firearms, Ammunition, Explosives and other Related Materials Seized/Forfeited In Narcotrafficking Cases:
 - In 2011, four (4) arrests were made, four (4) firearms and three (3) rounds of ammunition were seized and forfeited in narcotrafficking cases.
 - There were no arrest made, no firearms, ammunition, explosives or other related materials seized or forfeited in narcotrafficking cases in 2012 and 2013.

**INDICATOR 9:
Incarceration; Her Majesty's Prisons**

The prison was built by the French in 1860 as a Military Hospital, and was converted into a Prison in 1880, housing male inmates. In 1901, accommodation was made for female prisoners. Her Majesty's Prisons is the only institution on the island that houses offenders who receive custodial sentences from the court system. Both young and adult offenders are housed in the same facilities. Currently, the prison houses in excess of four hundred (400) inmates.

Table 12: Number of Inmates Imprisoned for Drug-Related Offenses by Age Group and

| Age Group | 2011 | | | 2012 | | | 2013 | | |
|--------------|-----------|----------|-----------|-----------|----------|-----------|-----------|----------|-----------|
| | Male | Female | Total | Male | Female | Total | Male | Female | Total |
| <15 | 0 | 0 | 0 | 0 | 0 | 0 | 0 | 0 | 0 |
| 15-19 | 2 | 0 | 2 | 6 | 0 | 6 | 2 | 0 | 2 |
| 20-24 | 8 | 0 | 8 | 9 | 0 | 9 | 10 | 0 | 10 |
| 25-29 | 10 | 1 | 11 | 14 | 0 | 14 | 11 | 1 | 12 |
| 30-34 | 6 | 1 | 7 | 5 | 1 | 6 | 7 | 0 | 7 |
| 35-39 | 8 | 0 | 8 | 4 | 0 | 4 | 7 | 0 | 7 |
| 40 and above | 22 | 1 | 23 | 13 | 0 | 13 | 8 | 1 | 9 |
| Total | 56 | 3 | 59 | 51 | 1 | 52 | 45 | 2 | 47 |

Gender; 2011-2013

Figure 12: Number of Inmates Imprisoned for Drug-Related Offenses; 2011-2013

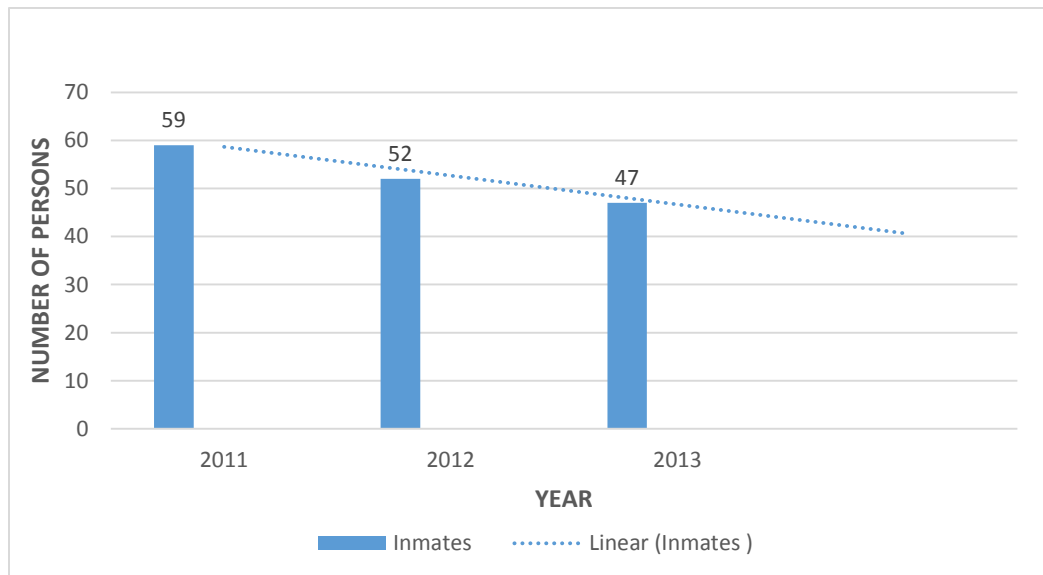
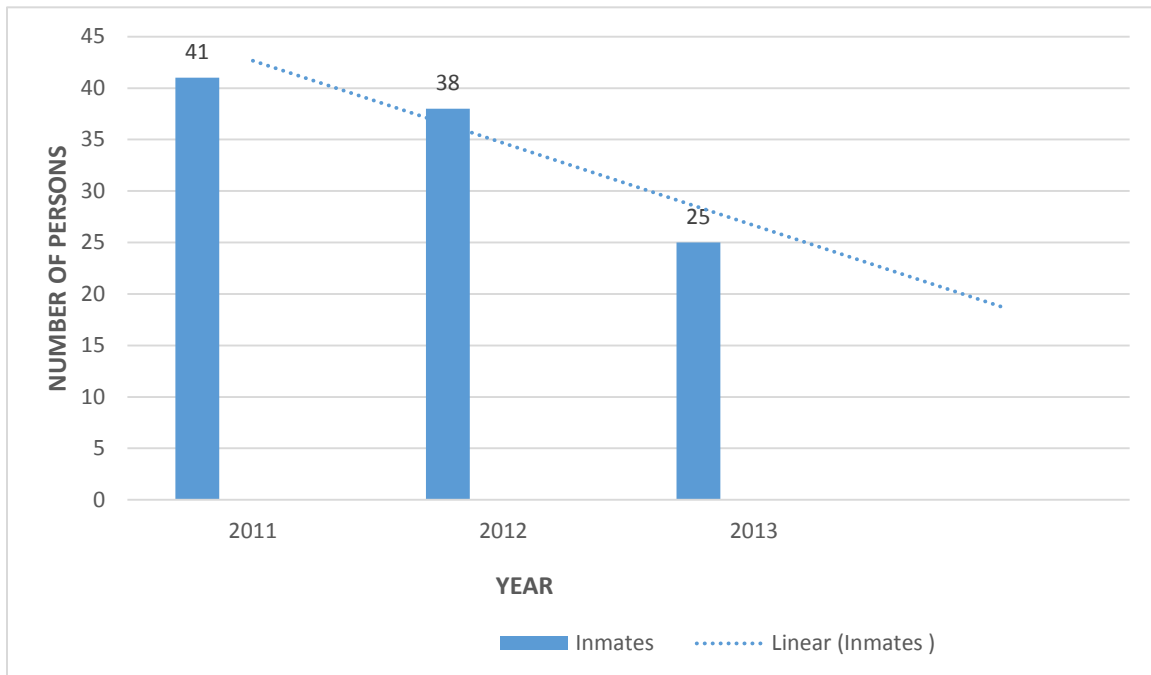


Figure 13: Number of Inmates with Prior Drug-Related Incarcerations; 2011-2013



Key Findings:

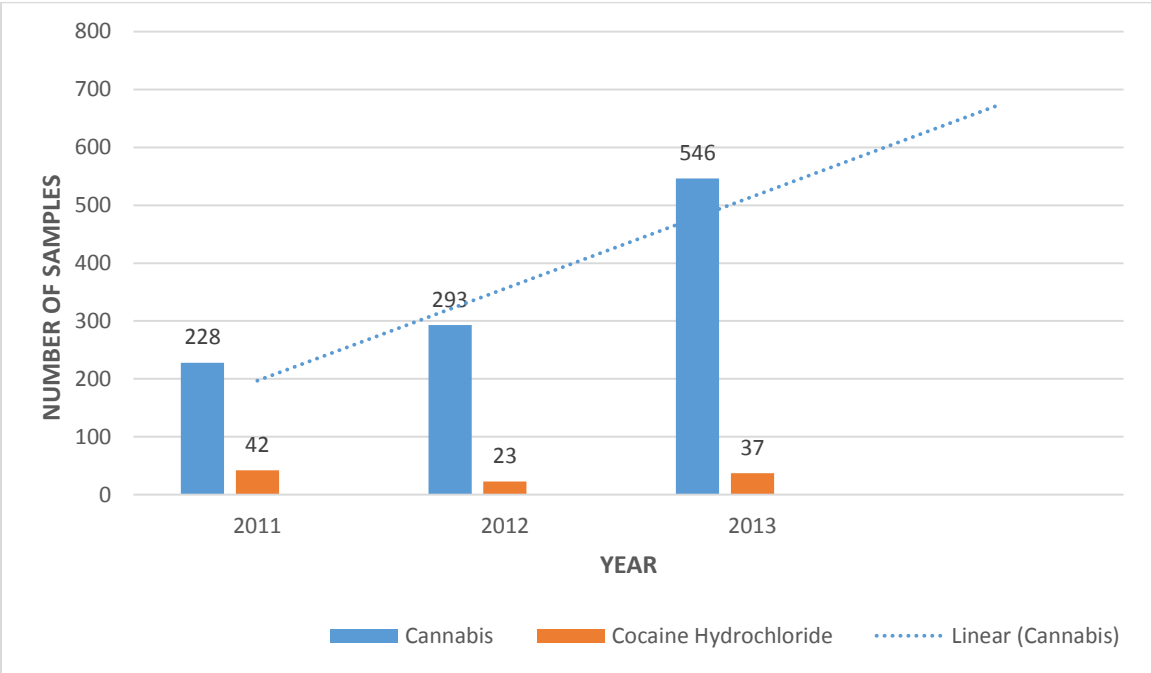
- During the period 2011-2013, the majority of inmates imprisoned for drug related offenses were within the age group 25-29 and 40 and above.
- During the period 2011-2013, there was a twenty percent (20%) decrease in the number of inmates imprisoned for drug related offenses.
- Over ninety five percent (95%) of inmates imprisoned for drug related offenses were male.
- The majority of inmates convicted for drug related offenses were Grenadian: ninety percent (90%) -2011, ninety six percent (96%)-2012, ninety one percent (91 %)-2013.
- During the period 2011-2013, the main drug related conviction of inmates was possession of a controlled drug.
- During the period 2011-2013, over fifty percent of inmates had prior drug related convictions.

INDICATOR 10:

Test for the Presence of Controlled Drugs; Produce Chemist Laboratory

The Produce Chemist Laboratory (PCL) is a multipurpose Government Laboratory. The services provided are analytical (chemical, microbiological, sensory evaluations), product research and development, pilot plant facilities, quality control, technical assistance and training. The Laboratory performs analysis on seized drug materials for the Royal Grenada Police Force and the Ministry of National Security. In 1998 it began testing drug samples.

Figure 14: Test Conducted for Presence of Controlled Drugs

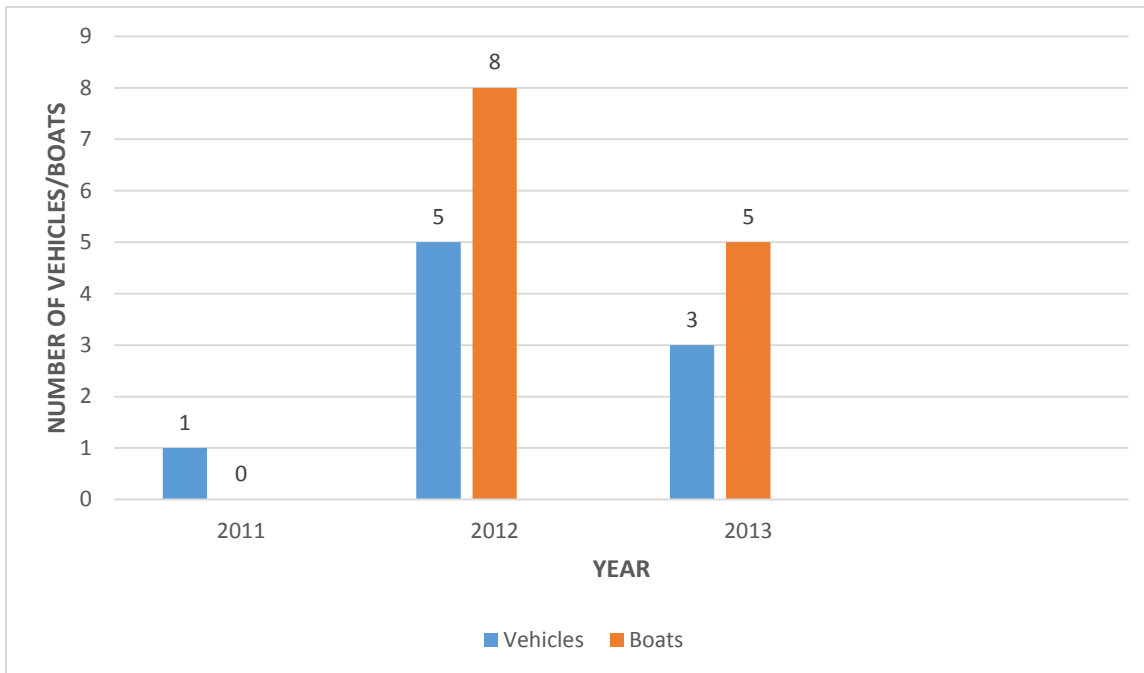


Key Findings:

- During the period 2011-2013, there was one hundred and thirty-nine percent (139%) increase in the number of samples submitted to be tested for Cannabis.

OTHER DATA SOURCES:
Drug Squad, Royal Grenada Police Force

Figure 15: Quantities of Vehicles and Boats Seized by Royal Grenada Police Force 2011-2013



Key Findings:

- In 2012, the highest number of vehicles and boats were seized; five (5) and eight (8) respectively.
- During the period 2011-2012, there was a significant increase (over 100%) in the number of vehicles and boats seized.
- During the period 2012-2013, there was approximately forty percent (40%) decrease in the number of vehicles and boats seized.

Interview with Drug Squad

The following are details from an interview conducted with the Drug Squad as it relates to drug trends and other drug related matters for the period 2011-2013.

- There is an established relationship between the drug squad and the pharmaceutical companies in Grenada.
- No observed abuse of pharmaceutical products during the period under study since persons are more familiar with and readily have access to cannabis.
- In relation to cannabis, there was an increase in matters related to its use in 2012 and 2013 with a significant seizure occurring in 2012 from South America.
- The major trend in relation to transport of cannabis occurs between Grenada and St. Vincent due to its close proximity.
- During the period under study, there has been an increase in seizures due to improved operations by the drug squad.
- Recently, there was no significant trend in the number of persons who transport drugs through ingestion since prior cases of that nature were fatal.
- During the period under study, five percent (5%) of persons arrested for drug-related offences were between 15-19 years.
- New drug related cases from 2011-2013 may be associated with the economic condition within the country.
- The areas prominent for small time peddling of cannabis are River Road, Belmont, Cherry Hill, Gun Battle, Tivoli, Conference, Paradise and Trench Town. Major drug seizures are made in areas such as Woburn and Conference.
- Two of the major challenges faced by the drug squad are limited resources and well developed communication network among drug dealers.
- Legalization of cannabis may not reduce societal problems with crime.

- Separately from Cannabis, Cocaine creates greater challenges since there is a higher risk associated with its trafficking.
- In relation to the Alcohol Policy, consumption of alcohol in public should be prohibited. Additionally, the age of consumption should be increased and the legislation on sale of alcohol to minors should be revised.
- There is a lack of treatment facilities and inadequacy of the efforts placed on drug related education.
- Additionally, it was emphasized that public should be made more aware of the procedures for reporting drug related incidents. Reports of such nature can be made via the following; Police Hotline: 444-1958, Drug Squad: 435-2029.

Recommendations

The following are recommendations based on the findings of the analysis of GRENDEN Statistical Reports 2011-2013:

1. Based on the results of the third secondary school drug prevalence survey conducted in 2013, it is strongly recommended to conduct an evaluation of the drug use prevention programs offered throughout the schools. It can then be determined whether to discontinue, revise or increase the programs offered in order to create a greater impact on youths as it relates to preventing early initiation of drugs and alcohol.
2. The degree of crime committed by juvenile offenders may result in incarceration at the Richmond Hill Prison due to the lack of a facility to house juvenile delinquents. This environment is known to be inappropriate for young offenders and can foster unhealthy habits and activities that can continue throughout adulthood. Therefore the establishment of a facility for juvenile delinquents is highly recommended.
3. Data shows that persons arrested for drug related offences are either unemployed or under employed. Therefore, increasing access to skill training programs for such persons would provide an avenue for sustained income.
4. Among the three treatment facilities, the Rathdune Psychiatric Unit has the highest number of drug related admissions. Therefore it is imperative to reevaluate and intensify drug use interventions to reduce overall drug consumption that can contribute to health issues. Successful interventions can in turn reduce the number of persons using drugs and developing related health issues thus decreasing admissions to Rathdune Psychiatric Unit.
5. The destruction of the original Carlton House facility, has resulted in limited services for persons with alcohol and drug related issues. It is evident from the data that the reestablishment of fully functioning treatment facility is necessary to provide adequate services to persons with issues related to drug use.
6. Persons with drug related problems do not always receive the relevant care and treatment thus increasing their vulnerability to homelessness, crime and may become a nuisance to society. Therefore, the establishment of a facility to provide the basic needs such as food, clothing and treatment can be beneficial to persons with substance abuse problems. Additionally, this facility can function as a halfway house to assist drug convicted criminals with reintegration back into society while providing support and monitoring to prevent relapse in cases of addiction or mental disorder. In light of limited resources, these services can be offered in addition to the services provided by the Carlton House once it is restored to its fully functioning capacity. A separate facility as a Halfway House can be constructed once resources become available.

Appendix A

Drug related Legislations enacted during the period 2011-2013

- Financial Intelligence Unit Act, 2012
- Criminal Code (Amendment) Act, 2012
- Grenada Authority for the Regulation of Financial Institutions (Amendment) Act, 2012
- Proceeds of Crime Act, 2012
- Terrorism Act, 2012
- Grenada Authority for the Regulation of Financial Institutions (Amendment) Act, 2013
- Terrorism (Amendment) Act, 2013
- Proceeds of Crime (Amendment) Act, 2013
- Electronic Crimes Act, 2013
- Electronic Transfer of Funds Crimes Bill, 2013
- Prevention of Corruption (Amendment) Act, 2013
- Integrity in Public Life Bill, 2013

Appendix B

Grenada National Antidrug Strategy 2013-2018

The National Anti-Drug Strategy 2013 to 2018 is the blueprint of the Government of Grenada's responses to the drug phenomena. It outlines all national concerns in drug control. It articulates national policies, define priorities, and apportion responsibilities for drug control efforts

The National Anti-Drug Strategy 2013 to 2018, consists of the following pillars:

- ✓ Institutional Strengthening
- ✓ Demand Reduction
- ✓ Supply Reduction
- ✓ Control Measures
- ✓ International Cooperation
- ✓ Monitoring and Evaluation

The following are legislations and policies which focus on institutional strengthening as part of the National Antidrug Strategy:

- ✓ Amend the Liquor Dealers' Licences, Cap 174, to prohibit the sale/distribution of intoxicating liquor to persons who have not attained the age of eighteen years
- ✓ Amend the Liquor Dealers' Licences, Cap 174, to provide for a comprehensive on all alcohol, promotions and sponsorship
- ✓ Amend the Liquor Dealers' Licences, Cap 174, to prohibit the sale/distribution of intoxicating liquor at school functions
- ✓ Enact the Precursors Chemicals Bill
- ✓ Enact legislation to provide for alternative sentencing for young offenders who have not yet attained the age of eighteen years
- ✓ Mandatory enrolment of incarcerated persons in drug treatment programmes in prisons and at the community level post release
- ✓ Enact legislation to provide for comprehensive ban on all tobacco advertising, promotion and sponsorship in relation to the Framework Convention on Tobacco, and sale of tobacco products to minors
- ✓ Enact legislation to provide for mandatory intervention for all drunk drivers or those driving while under the influence of drugs
- ✓ Develop a drug-free workplace policy
- ✓ Develop a drug-free sports policy

